

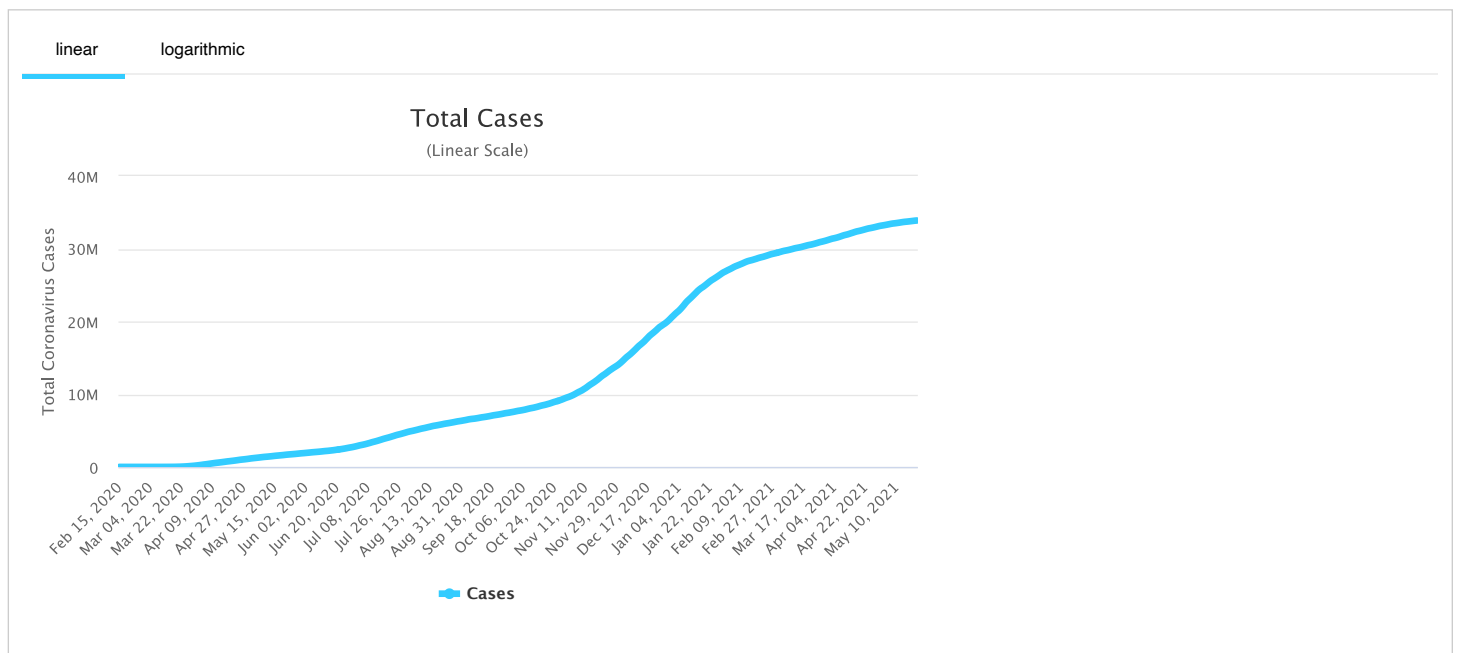
#	USA State ↕	Total Cases ↕	New Cases ↕	Total Deaths ↕	New Deaths ↕	Total Recovered ↕	Active Cases ↕	Tot Cases/ 1M pop ↕	Deaths/ 1M pop ↕	Total Tests
	USA Total	33,882,333		603,876		27,471,242	5,807,215	102,363	1,824	472,5
1	<u>California</u> (/coronavirus/usa/california/)	3,776,533		62,905		2,018,421	1,695,207	95,579	1,592	64,1
2	<u>Texas</u> (/coronavirus/usa/texas/)	2,942,476		51,438		2,817,383	73,655	101,479	1,774	29,8
3	<u>Florida</u> (/coronavirus/usa/florida/)	2,308,266		36,479		1,915,037	356,750	107,472	1,698	28,9
4	<u>New York</u> (/coronavirus/usa/new-york/)	2,144,414		53,387		1,651,892	439,135	110,232	2,744	54,8
5	<u>Illinois</u> (/coronavirus/usa/illinois/)	1,374,565		24,976		1,277,883	71,706	108,474	1,971	24,1
6	<u>Pennsylvania</u> (/coronavirus/usa/pennsylvania/)	1,199,382		27,138		1,111,362	60,882	93,687	2,120	13,8
7	<u>Georgia</u> (/coronavirus/usa/georgia/)	1,119,614		20,661		982,358	116,595	105,451	1,946	9,1

#	USA State	Total Cases	New Cases	Total Deaths	New Deaths	Total Recovered	Active Cases	Tot Cases/ 1M pop	Deaths/ 1M pop	Total Tests
8	Ohio (/coronavirus/usa/ohio/)	1,096,617		19,709		1,054,267	22,641	93,815	1,686	13,0
9	New Jersey (/coronavirus/usa/new-jersey/)	1,013,787		26,084		861,696	126,007	114,137	2,937	14,2
10	North Carolina (/coronavirus/usa/north-carolina/)	995,754		12,958		963,539	19,257	94,941	1,235	13,0
11	Michigan (/coronavirus/usa/michigan/)	986,435		20,140		791,206	175,089	98,773	2,017	14,1
12	Arizona (/coronavirus/usa/arizona/)	876,411		17,547		840,545	18,319	120,407	2,411	4,8
13	Tennessee (/coronavirus/usa/tennessee/)	860,084		12,380		841,234	6,470	125,943	1,813	7,8
14	Indiana (/coronavirus/usa/indiana/)	739,626		13,553		705,685	20,388	109,864	2,013	10,3
15	Massachusetts (/coronavirus/usa/massachusetts/)	704,796		17,818		676,612	10,366	102,255	2,585	22,6
16	Virginia (/coronavirus/usa/virginia/)	672,793		11,097		55,820	605,876	78,823	1,300	9,6
17	Wisconsin (/coronavirus/usa/wisconsin/)	608,285		6,989		594,611	6,685	104,473	1,200	3,5
18	Minnesota (/coronavirus/usa/minnesota/)	598,327		7,441		584,221	6,665	106,093	1,319	9,8
19	Missouri (/coronavirus/usa/missouri/)	595,969		9,622		537,948	48,399	97,104	1,568	7,2
20	South Carolina (/coronavirus/usa/south-carolina/)	590,645		9,674		534,615	46,356	114,717	1,879	7,7
21	Alabama (/coronavirus/usa/alabama/)	541,673		11,080		509,800	20,793	110,474	2,260	2,7
22	Colorado (/coronavirus/usa/colorado/)	536,969		6,632		414,624	115,713	93,244	1,152	3,0
23	Louisiana (/coronavirus/usa/louisiana/)	467,815		10,522		N/A	N/A	100,631	2,263	7,3
24	Maryland (/coronavirus/usa/maryland/)	458,048		8,990		10,609	438,449	75,765	1,487	10,2
25	Kentucky (/coronavirus/usa/kentucky/)	455,575		6,705		52,518	396,352	101,971	1,501	6,5
26	Oklahoma (/coronavirus/usa/oklahoma/)	451,830		6,918		443,707	1,205	114,186	1,748	4,0
27	Washington (/coronavirus/usa/washington/)	429,950		5,766		210,105	214,079	56,462	757	6,9

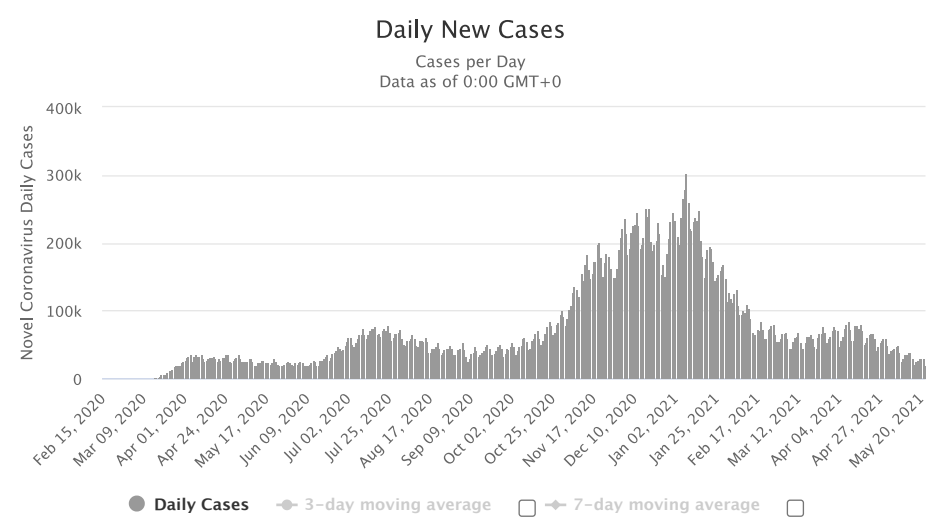
#	USA State	Total Cases	New Cases	Total Deaths	New Deaths	Total Recovered	Active Cases	Tot Cases/ 1M pop	Deaths/ 1M pop	Total Tests
28	Utah (/coronavirus/usa/utah/)	404,246		2,290		395,159	6,797	126,092	714	4,8
29	Iowa (/coronavirus/usa/iowa/)	400,745		6,035		357,361	37,349	127,016	1,913	5,0
30	Connecticut (/coronavirus/usa/connecticut/)	346,325		8,212		320,889	17,224	97,138	2,303	9,1
31	Arkansas (/coronavirus/usa/arkansas/)	340,040		5,816		332,112	2,112	112,678	1,927	3,6
32	Nevada (/coronavirus/usa/nevada/)	322,352		5,552		298,747	18,053	104,654	1,803	3,3
33	Mississippi (/coronavirus/usa/mississippi/)	316,272		7,279		305,388	3,605	106,269	2,446	2,7
34	Kansas (/coronavirus/usa/kansas/)	312,997		5,057		301,471	6,469	107,437	1,736	1,4
35	Nebraska (/coronavirus/usa/nebraska/)	222,884		2,248		N/A	N/A	115,221	1,162	1,0
36	New Mexico (/coronavirus/usa/new-mexico/)	201,868		4,131		187,238	10,499	96,273	1,970	3,4
37	Oregon (/coronavirus/usa/oregon/)	198,356		2,618		165,606	30,132	47,029	621	5,0
38	Idaho (/coronavirus/usa/idaho/)	191,068		2,080		110,466	78,522	106,917	1,164	1,3
39	West Virginia (/coronavirus/usa/west-virginia/)	159,735		2,772		151,172	5,791	89,131	1,547	2,8
40	Rhode Island (/coronavirus/usa/rhode-island/)	151,258		2,704		9,199	139,355	142,782	2,552	4,2
41	South Dakota (/coronavirus/usa/south-dakota/)	123,911		2,001		121,342	568	140,066	2,262	4
42	Montana (/coronavirus/usa/montana/)	111,168		1,604		108,625	939	104,014	1,501	1,3
43	North Dakota (/coronavirus/usa/north-dakota/)	109,577		1,507		107,442	628	143,790	1,978	4
44	Delaware (/coronavirus/usa/delaware/)	108,280		1,659		101,898	4,723	111,197	1,704	7
45	New Hampshire (/coronavirus/usa/new-hampshire/)	98,244		1,344		95,946	954	72,254	988	2,3
46	Alaska (/coronavirus/usa/alaska/)	67,107		362		59,245	7,500	91,733	495	2,2
47	Maine (/coronavirus/usa/maine/)	66,863		819		N/A	N/A	49,741	609	2,5

#	USA State	Total Cases	New Cases	Total Deaths	New Deaths	Total Recovered	Active Cases	Tot Cases/1M pop	Deaths/1M pop	Total Tests
48	Wyoming (/coronavirus/usa/wyoming/)	59,660		713		58,415	532	103,083	1,232	7
49	District Of Columbia (/coronavirus/usa/district-of-columbia/)	48,689		1,125		34,482	13,082	68,989	1,594	1,5
50	Hawaii (/coronavirus/usa/hawaii/)	35,726		494		N/A	N/A	25,233	349	1,5
51	Vermont (/coronavirus/usa/vermont/)	24,084		255		22,477	1,352	38,597	409	1,6
52	Puerto Rico	262,091		2,471		120,188	139,432	77,383	730	4
53	Guam	8,132		139		7,894	99			1
54	United States Virgin Islands	3,308		27		3,222	59			1
55	Northern Mariana Islands	181		2		N/A	N/A			
56	American Samoa	4				4	0			
57	US Military	294,333		351		282,150	11,832			
58	Veteran Affairs	260,268		12,054		245,791	2,423			3,6
59	Federal Prisons	54,984		240		N/A	N/A			1
60	Navajo Nation	30,767		1,299		29,376	92			2
61	Grand Princess Ship	122		7		115	0			
62	Wuhan Repatriated	3				3	0			
63	Diamond Princess Ship	46				46	0			
	Total:	33,882,333		603,876		27,471,242	5,807,215	102,363	1,824	472,5

Total Coronavirus Cases in the United States

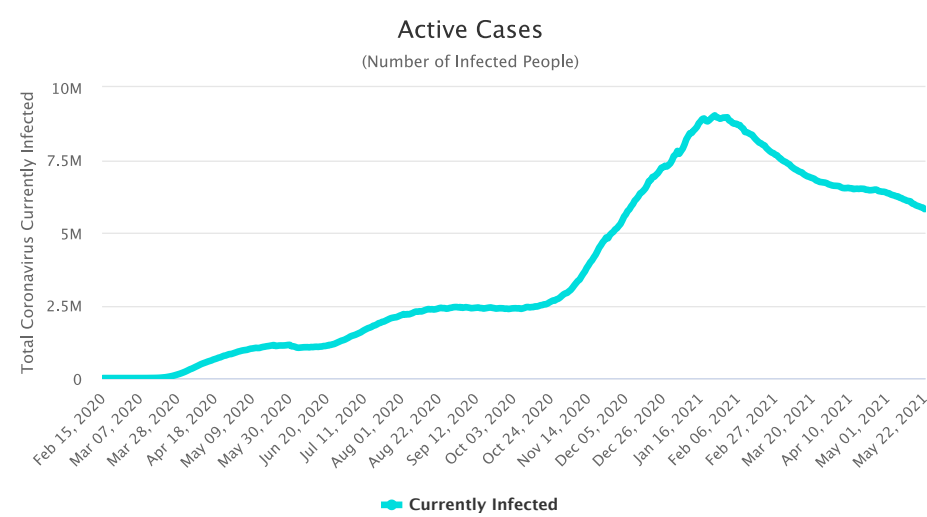


Daily New Cases in the United States




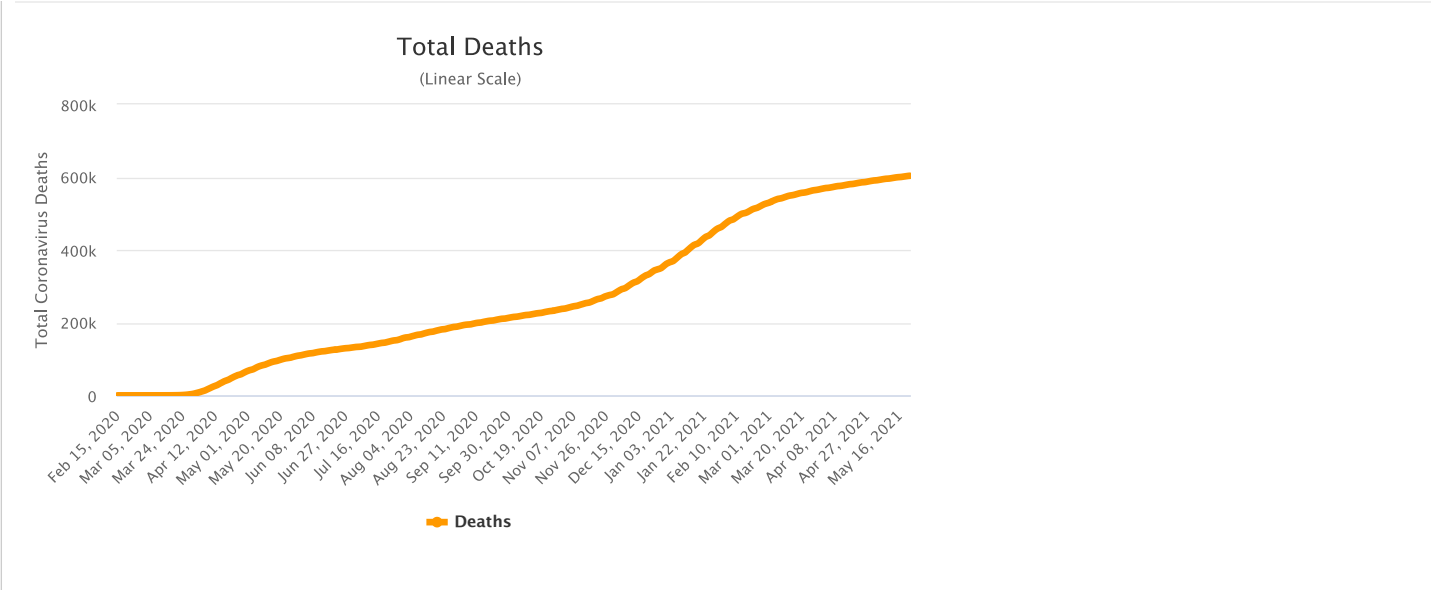
See also: [Daily Deaths Graph](#)

Active Cases in the United States

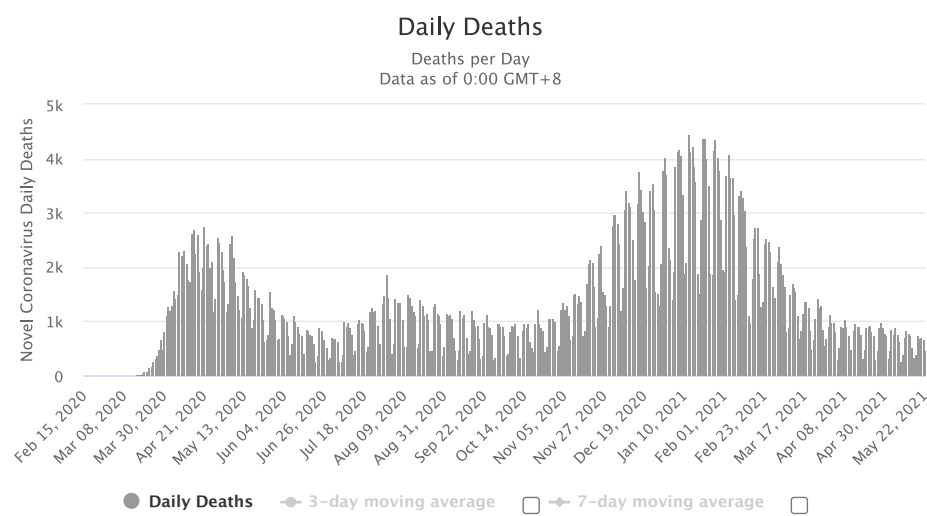


Total Coronavirus Deaths in the United States





Daily New Deaths in the United States



See also: [Daily Cases Graph](#)

Latest News

May 22 (GMT)

Updates

- 19,639 new cases and 468 new deaths in [the United States \(/coronavirus/country/us/\)](#)

May 21

May 20

May 19

Historical account of the initial stages of the epidemic in the United States

Content:

- First 20 cases in the United States
- Progression of first suspected cases
- Timeline of initial events
- Sources for the historical account

First 20 cases in the United States

Information collected on the first 20 domestic cases (not including repatriated cases and Diamond Princess cruise ship evacuee cases) is presented in the table below:

State	Cases	Sex	Age	Date	Case #	Location	Source
Oregon	1			Feb. 29	17 th	Washington C.	
Washington	2			Feb. 29	18, 19 th		
	1	M	30s	Jan. 21	1 st	Snohomish	[7]
Illinois	1			Mar. 1	20 th		
	1	M	60s	Jan. 30	6 th	Chicago	[12]
	1	F	60s	Jan. 24	2 nd	Chicago	[8]
California	2	unkn.	unkn.	Jan. 26	3 rd , 4 th	Orange C., L.A.	[9]
	1	M	adult	Jan. 31	7 th	Santa Clara C.	[17][18]
	1	F	unkn.	Feb. 2	9 th	Santa Clara C.	
	1	M	57	Feb. 2	10 th	San Benito C.	
	1	F	57	Feb. 2	11 th	San Benito C.	
	1		65	Feb. 28	16 th	Santa Clara C.	
	1			Feb. 21	13 th	Humboldt C.	
	1			Feb. 21	14 th	Sacramento C.	
	1			Feb. 26	15 th	[Northern California]	
Massachusetts	1	M	20s	Feb. 1	8 th	Boston	[16]
Arizona	1	unkn.	student	Jan. 26	5 th	Maricopa County	
Wisconsin	1			Feb. 5	12 th	Madison	

Patients Under Investigation (PUI) in the United States

CDC in the early stages released information regarding the number of cases and people under investigation that was updated regularly on Mondays, Wednesdays, and Fridays. Below we provide the historical reports that we were able to gather in order to track the progression in the number of suspected cases and US states involved through time in the initial stages

As of Feb. 10:

<i>Number of U.S. States with PUI</i>	<i>36</i>
Positive	12
Negative	318
Pending (specimens awaiting testing)	68
TOTAL	398

As of Feb. 7:

<i>Number of U.S. States with PUI</i>	<i>36</i>
Positive	12
Negative	225
Pending (specimens awaiting testing)	100
TOTAL	337

As of Feb. 5:

<i>Number of U.S. States with PUI</i>	<i>36</i>
Positive	11
Negative	206
Pending (specimens awaiting testing)	76
TOTAL	293

As of Feb. 3:

<i>Number of U.S. States with PUI</i>	<i>36</i>
Positive	11
Negative	167
Pending (specimens awaiting testing)	82
TOTAL	260




As of January 31:

<i>Number of U.S. States with PUI</i>	<i>36</i>
Positive	6
Negative	114
Pending (specimens awaiting testing)	121
TOTAL	241

Previously, as of January 29, there were 92 suspected cases awaiting testing.

<i>Number of U.S. States with PUI</i>	<i>36</i>
Positive	5
Negative	68
Pending (specimens awaiting testing)	92
TOTAL	165

Timeline of Events

-  On January 31, HHS declared Coronavirus a Public Health Emergency in the US (<https://www.hhs.gov/about/news/2020/01/31/secretary-azar-declares-public-health-emergency-us-2019-novel-coronavirus.html>)
As of Jan. 31, the Wuhan coronavirus is officially a public health emergency in the United States, Alex Azar, secretary of the US Department of Health and Human Services (HHS), announced at a White House press briefing.
-  On Jan. 31, the U.S. Centers for Disease Control and Prevention (CDC) **issued a federal quarantine for 14 days** affecting the 195 American evacuees from Wuhan, China. Starting Sunday, Feb. 2, U.S. citizens, permanent residents and immediate family who have visited China's Hubei province will undergo a **mandatory 14 days quarantine** and, if they have visited other parts of China, they would be screened at airports and asked to self-quarantine for 14 days. The last time the CDC had issued a quarantine was over 50 years ago in the 1960s, for smallpox.
-  President Donald Trump signed an order on Jan. 31 for the U.S. to **deny entry to foreign nationals who traveled to China** within the preceding two weeks, aside from the immediate family of U.S. citizens.
- On Jan. 30, the CDC had confirmed the **first case of person to person transmission in the U.S.:** ^[12] the husband of the Chicago, Illinois case who had returned from Wuhan, China on Jan. 13 and who tested positive for the virus on Jan. 24).
- CDC stated on Jan. 30 that "It is likely there will be more cases of 2019-nCoV reported in the U.S. in the coming days and weeks, including more person-to-person spread."^[12]
- The virus had been confirmed in **5 states**.
- On Jan. 31, **New York City** health officials vehemently denied the rumor regarding a coronavirus case in the city ^[13]. On Feb. 1, however, the city's health commissioner did report that there was a test being performed on a person under 40 who had returned from China, developed matching symptoms, and tested negative to the seasonal flu.
- **Most US patients had recently visited Wuhan.**
- All of the first five U.S. cases were described as **mild**.
- A study on the first US case of novel coronavirus detailed mild symptoms followed by pneumonia (https://www.cnn.com/2020/01/31/health/washington-coronavirus-study-nejm/index.html?utm_term=link&utm_medium=social&utm_content=2020-02-01T00)

U.S. Airlines suspended ALL flights between the U.S. and China

On Friday, January 31, Delta, American and United announced they would temporarily suspend all of their mainland China flights in response to the coronavirus outbreak.^[14]

Prior to this January 31 announcement:

- **UNITED AIRLINES**
on Jan. 28 had announced it would cut 24 flights between the U.S. and China for the first week of February.
- **AMERICAN AIRLINES**
on Jan. 29 had announced it would suspend flights from Los Angeles to Shanghai and Beijing from Feb. 9 through March 27, 2020. It will maintain its flight schedules (10 daily A/R) from Dallas-Fort Worth to Shanghai and Beijing, as well as from Los Angeles and Dallas-Fort Worth to Hong Kong.
- **DELTA**
had not adjusted its schedule of direct flights from the U.S. to China. It is the only airline with direct flights to not take action so far.

The White House was considering issuing a ban on flights between the United States and China, as of late Jan. 28^[11]. Italy has announced on January 31 that it was suspending all flights to and from China following the first 2 cases of coronavirus in Italy.

Travel Alert: Do Not Travel to China

- The U.S. State Department on January 30 issued a **Level 4: Do Not Travel to China Alert** (<https://travel.state.gov/content/travel/en/traveladvisories/traveladvisories/china-travel-advisory.html>) ^[4] (the highest level of alert).
- Previously, on January 29, the advisory was set at a lower "Level 3: Reconsider Travel" advising not to travel to Hubei Province: (Level 4) and reconsider travel to the remainder of China (Level 3).
- The CDC on Jan. 28 issued a Level 3 Warning (<https://wwwnc.cdc.gov/travel/notices/warning/novel-coronavirus-china>), recommending that travelers **avoid all nonessential travel to China** ^[5].

Screening incoming passengers at 20 airports in the U.S.

On January 17, the CDC announced that 3 airports in the United States would begin screening incoming passengers from China: SFO, JFK, and LAX ^[6] Other 2 airports were added subsequently, and on January 28, the U.S. Department of Health and Human Services (HHS) announced that 15 additional U.S. airports (bringing the total to 20) would begin screening incoming travelers from China.

Below is the complete list of airports where screening for the 2019 Novel Coronavirus (2019-nCoV) is in place:

- Los Angeles International (LAX)
- San Francisco International (SFO)
- Chicago O'Hare
- New York JFK
- Atlanta Hartsfield-Jackson International
- Houston George Bush Intercontinental
- Dallas-Fort Worth International
- San Diego International
- Seattle-Tacoma International
- Honolulu International
- Anchorage Ted Stevens International
- Minneapolis-St. Paul International
- Detroit Metropolitan
- Miami International
- Washington Dulles International
- Philadelphia International
- Newark Liberty International
- Boston Logan International
- El Paso International
- Puerto Rico's San Juan Airport

Sources for the historical account

1. Novel Coronavirus (2019-nCoV) situation reports (<https://www.who.int/emergencies/diseases/novel-coronavirus-2019/situation-reports/>) - World Health Organization (<https://www.who.int/>) (WHO)
2. 2019 Novel Coronavirus (2019-nCoV) in the U.S (<https://www.cdc.gov/coronavirus/2019-ncov/cases-in-us.html>) - U.S. Centers for Disease Control and Prevention (<https://www.cdc.gov/>) (CDC)
3. Symptoms of Novel Coronavirus (2019-nCoV) (<https://www.cdc.gov/coronavirus/2019-ncov/about/symptoms.html>) - CDC
4. China Travel Advisory (<https://travel.state.gov/content/travel/en/traveladvisories/traveladvisories/china-travel-advisory.html>) - U.S. State Department, accessed January 31, 2020.
5. Novel Coronavirus in China - Warning - Level 3, Avoid Nonessential Travel (<https://wwwnc.cdc.gov/travel/notices/warning/novel-coronavirus-china>) - CDC, January 28, 2020.
6. Public Health Screening to Begin at 3 U.S. Airports for 2019 Novel Coronavirus ("2019-nCoV") (<https://www.cdc.gov/media/releases/2020/p0117-coronavirus-screening.html>) - CDC January 17, 2020
7. First Travel-related Case of 2019 Novel Coronavirus Detected in United States (<https://www.cdc.gov/media/releases/2020/p0121-novel-coronavirus-travel-case.html>) - CDC, January 21, 2020
8. Second Travel-related Case of 2019 Novel Coronavirus Detected in United States (<https://www.cdc.gov/media/releases/2020/p0124-second-travel-coronavirus.html>) - CDC, January 24, 2020
9. CDC confirms additional cases of 2019 Novel Coronavirus in United States (<https://www.cdc.gov/media/releases/2020/s0126-coronavirus-new-cases.html>) - CDC, January 26, 2020
10. 2019 Novel Coronavirus (2019-nCoV) in the U.S. (<https://www.cdc.gov/coronavirus/2019-ncov/cases-in-us.html>) - CDC, Updated January 29, 2020

11. White House considers ban on flights to China amid coronavirus outbreak (<https://eu.usatoday.com/story/travel/news/2020/01/28/white-house-considers-ban-china-flights-amid-coronavirus-outbreak/4602839002/>) - USA Today, Jan. 28, 2020
12. CDC Confirms Person-to-Person Spread of New Coronavirus in the United States (<https://www.cdc.gov/media/releases/2020/p0130-coronavirus-spread.html>) - CDC Press Release, Jan. 30, 2020
13. NYC Officials Deny Report Of Coronavirus Amid Confusion (<https://www.forbes.com/sites/sergeiklebnikov/2020/01/31/nyc-officials-deny-report-of-coronavirus-amid-confusion/#351e47b5652c>) - Forbes, Jan. 31, 2020
14. Delta, American, United to suspend all China mainland flights as coronavirus crisis grows (<https://eu.usatoday.com/story/travel/2020/01/31/coronavirus-china-flight-ban-delta-cuts-all-flights-white-house/4620989002/>) - USA Today, Jan. 31, 2020
15. Secretary Azar Declares Public Health Emergency for United States for 2019 Novel Coronavirus (<https://www.hhs.gov/about/news/2020/01/31/secretary-azar-declares-public-health-emergency-us-2019-novel-coronavirus.html>) - U.S. Department of Health and Human Services (HHS), Jan. 31, 2020
16. Man returning from Wuhan, China is first case of 2019 Novel Coronavirus confirmed in Massachusetts (<https://www.mass.gov/news/man-returning-from-wuhan-china-is-first-case-of-2019-novel-coronavirus-confirmed-in>) - Massachusetts Department of Public Health, Feb. 1, 2020
17. County of Santa Clara Public Health Department Reports First Case of Novel (new) Coronavirus (<https://www.sccgov.org/sites/phd/news/Pages/novel-coronavirus-1-31-2020.aspx>) - Santa Clara County Public Health, Jan. 31, 2020
18. Coronavirus: First case confirmed in Santa Clara County (<https://www.mercurynews.com/2020/01/31/santa-clara-coronavirus/>) - Mercury News, Jan. 31, 2020

worldometer (/)

[about \(/about/\)](#) | [faq \(/faq/\)](#) | [languages \(/languages/\)](#) | [contact \(/contact/\)](#) | [report coronavirus cases \(/report_us/\)](#)



[\(/newsletter-subscribe/\)](#)



[\(/https://twitter.com/Worldometers\)](https://twitter.com/Worldometers)



[\(/https://www.facebook.com/Worldometers.info\)](https://www.facebook.com/Worldometers.info)